

# Oliver - Upcycled Octopus Puzzle

This Octopus is based on the Amish Puzzle Ball.

The finished Octopus comes apart into 3 separate segments that can be assembled and taken apart at will—hence the puzzle. You can always sew the segments together so that little hands can't "break" it, but I personally think that that is its most appealing quality.

I am **happy for you to make as many of these Octopodes as you want** – both for personal use and for small-scale sale.

All I ask is that you **credit me** as and when you make anything using this pattern (even if you modify it). Please **do not copy or reproduce the actual pattern and/or instructions in any way, shape or form.**

xxx Dedri



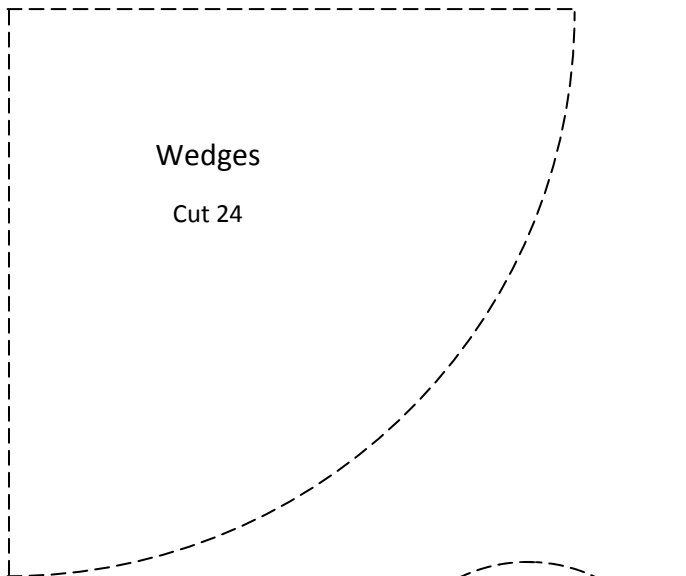
I hope you enjoy making—and playing with—your Octopus Puzzle. Please feel free to contact me should you have any questions!

Dedri

[dedri@lookatwhatimade.net](mailto:dedri@lookatwhatimade.net)

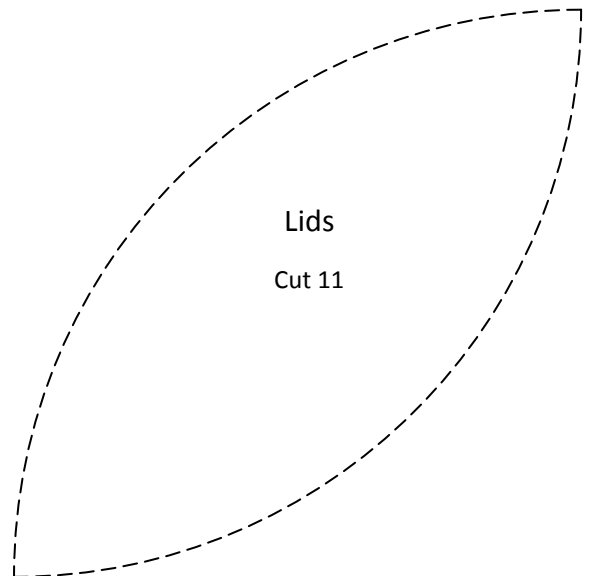
[www.lookatwhatimade.net](http://www.lookatwhatimade.net)

[www.facebook.com/lookatwhatimade](https://www.facebook.com/lookatwhatimade)



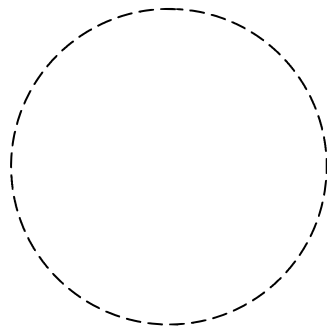
Wedges

Cut 24



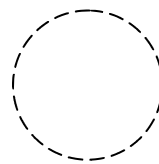
Lids

Cut 11



Mouth

Cut 1 out of red felt




Eye

Cut 2 out of white felt



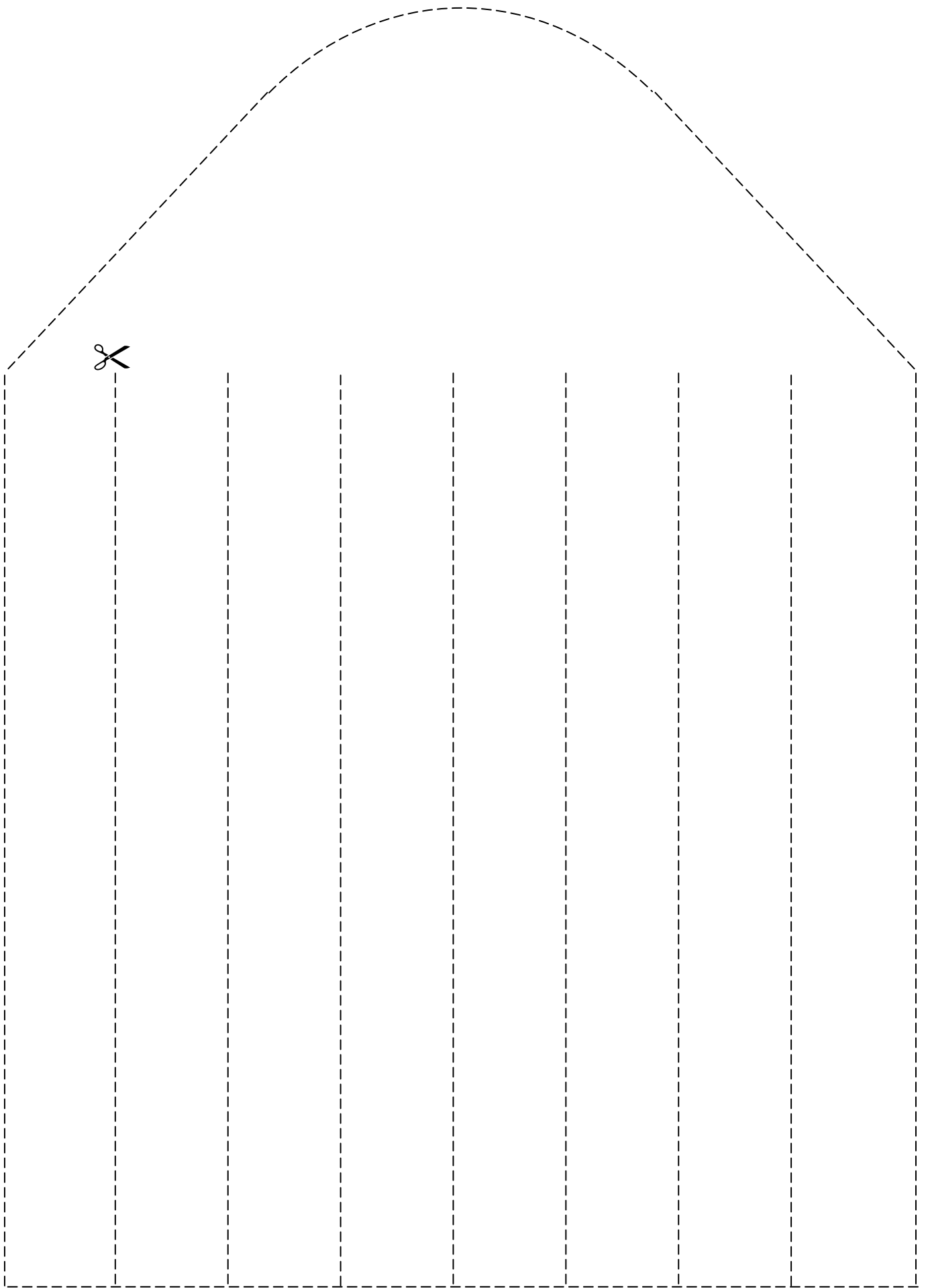
Pupil

Cut 2 out of black felt



Bottom (Inside) of Tentacles

Cut 1 out of contrasting fabric



Top (Outside) of Tentacles and Head

Cut 1